

---

## SUNRISE SINGLE BEDHEAD

INDOOR USE ONLY · SIMPLE ASSEMBLY REQUIRED

H 105 CM x W 104 CM x D7.5 CM

Frame: Polyester fabric, MDF plywood and LVL

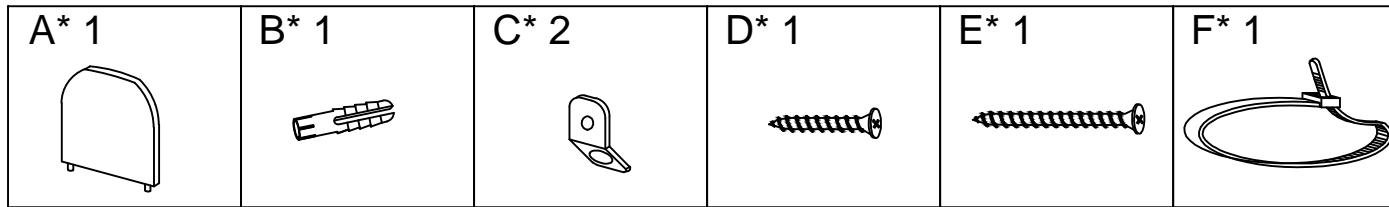
Legs: Rubber wood

MADE IN MALAYSIA

**WARNING** Do not use as a step ladder. Only use on even surfaces. Product must be anchored to wall or other suitable surface to prevent tipping. Failure to follow these warnings could result in serious injury.

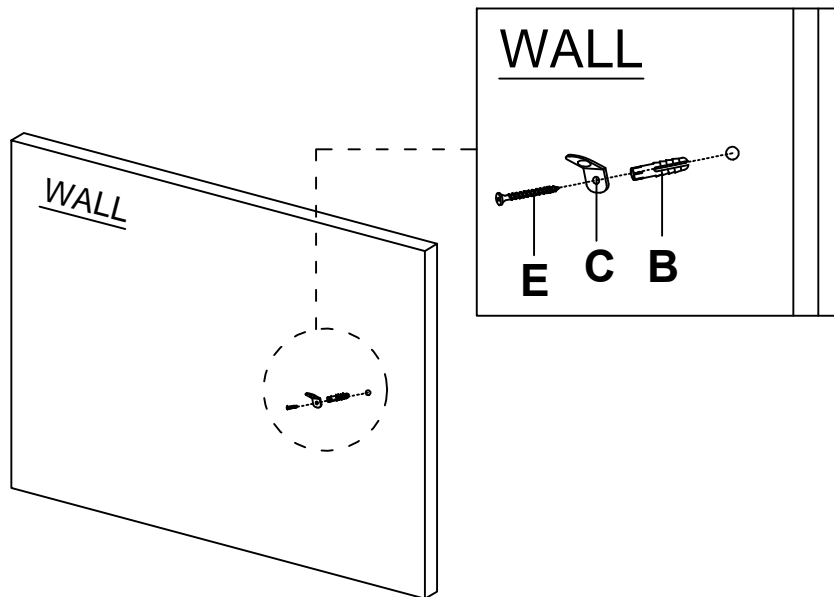
**CARE** Lightly vacuum with brush attachment. Blot any spills with a damp cloth, do not rub fabric. Do not use abrasive materials or solvents. Wipe legs with a soft cloth. Store in a dry place.

# ASSEMBLY INSTRUCTIONS

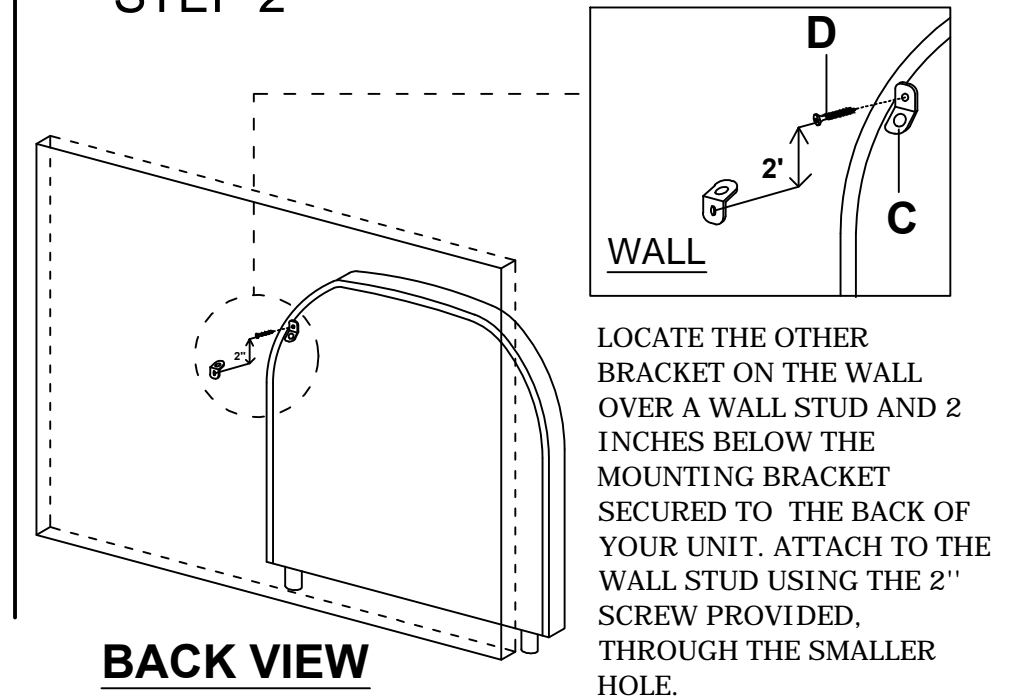


Please read instructions carefully. Remove all wrapping material, staples and packing straps from the outer carton. Check the assembly guide to ensure you have all required components before you begin assembly. Assembling this product on a soft surface protects its finish.

## STEP 1

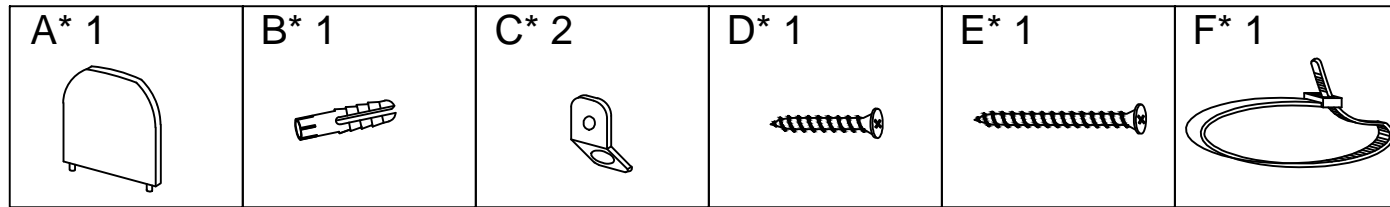


## STEP 2

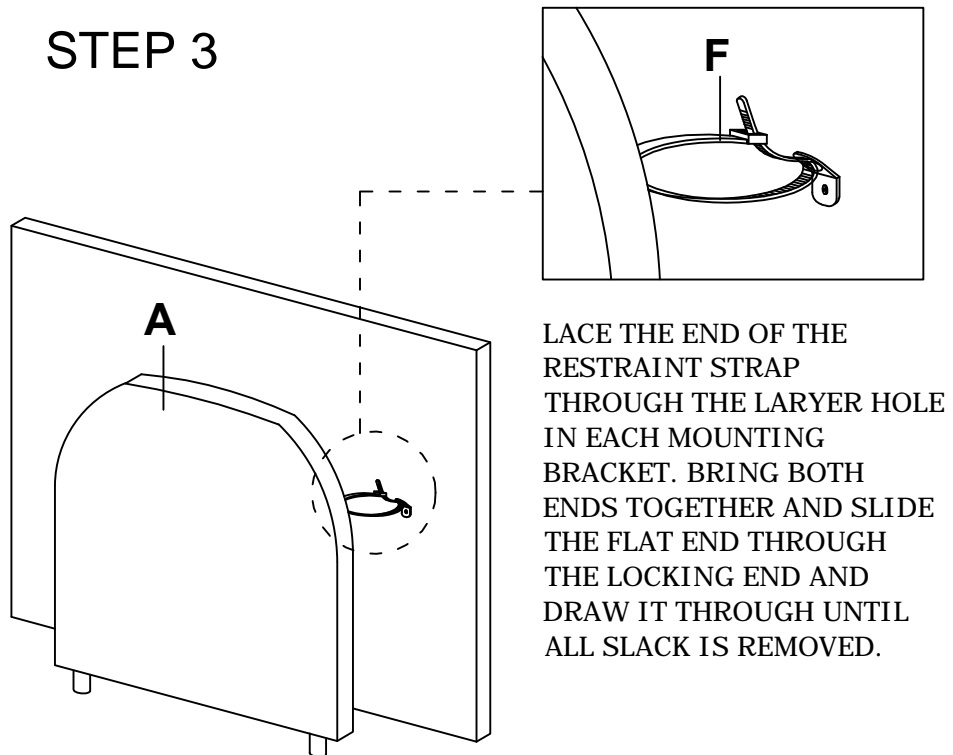


LOCATE THE OTHER BRACKET ON THE WALL OVER A WALL STUD AND 2 INCHES BELOW THE MOUNTING BRACKET SECURED TO THE BACK OF YOUR UNIT. ATTACH TO THE WALL STUD USING THE 2" SCREW PROVIDED, THROUGH THE SMALLER HOLE.

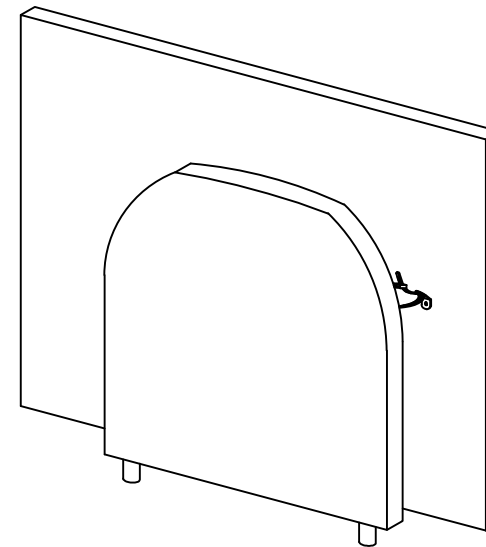
# ASSEMBLY INSTRUCTIONS



## STEP 3



## STEP 4





## WARNING:

**It is STRONGLY RECOMMENDED that you ANCHOR this product.**

Toppling furniture can cause serious injuries and death.

This product has been fitted with an anchor strap/bracket. To prevent your furniture from tipping forward it is strongly recommended that you **securely attach this product** to a wall or other solid surface, using the anchor straps provided and appropriate fixings.

### IMPORTANT:

**Regularly check** that anchors are securely maintained.

Use safety **drawer locks** to prevent children climbing.

Stability of tall item may be affected by thick pile carpet or uneven floors.

**Do not** place unanchored televisions on furniture.

### CAUTION:

For your safety when attaching the anchor fixings, please note the following:

- Check for any electrical wires or plumbing inside the wall before drilling any holes (if unsure please seek professional advice from a qualified trades person)
- Walls are constructed from different materials, for example, masonry (solid brick) or plasterboard lined cavity walls (hollow). It is important that you use the appropriate fixings for your wall type.
- Your local hardware store will have the necessary drills and fixings and can offer advice if needed. If in doubt, engage the services of a qualified trades person to install and anchor the product.